

# ARIMINO PERM



<Enhance the quality of wave>






## ARIMINO PERM OX 2nd

OX 2nd lotion, which open the door for further function of perm process.



### ARIMINO PERM OX 2nd

Hydrogen peroxide • Lotion type  
400 mL

Processing Time [5 min]		Low impact for hair color	
<b>Control dry and frizzy hair</b>		<b>Maintain clear wave</b>	<b>Control odor</b>
<b>Moisturize</b> Aloe extract	<b>Repair cuticle</b> Silk PPT	<b>Control spreading wave</b> Cationic Polymeric Polymer	<b>Making</b> Eucalyptus extract Persimmon Tannin
			 

### PROCESS

Wind the rods ▶ Apply 1st solution Processing time ▶ Rinse ▶ Apply ARIMINO PERM OX 2nd ▶ Let stand for 3 min ▶ Remove Rods ▶ Re-apply ARIMINO PERM OX 2nd Massage into the hair for 2 min ▶ Rinse ▶ Finish

**ARIMINO**

[www.arimino.co.jp](http://www.arimino.co.jp) [www.facebook.com/arimino.jp](https://www.facebook.com/arimino.jp)